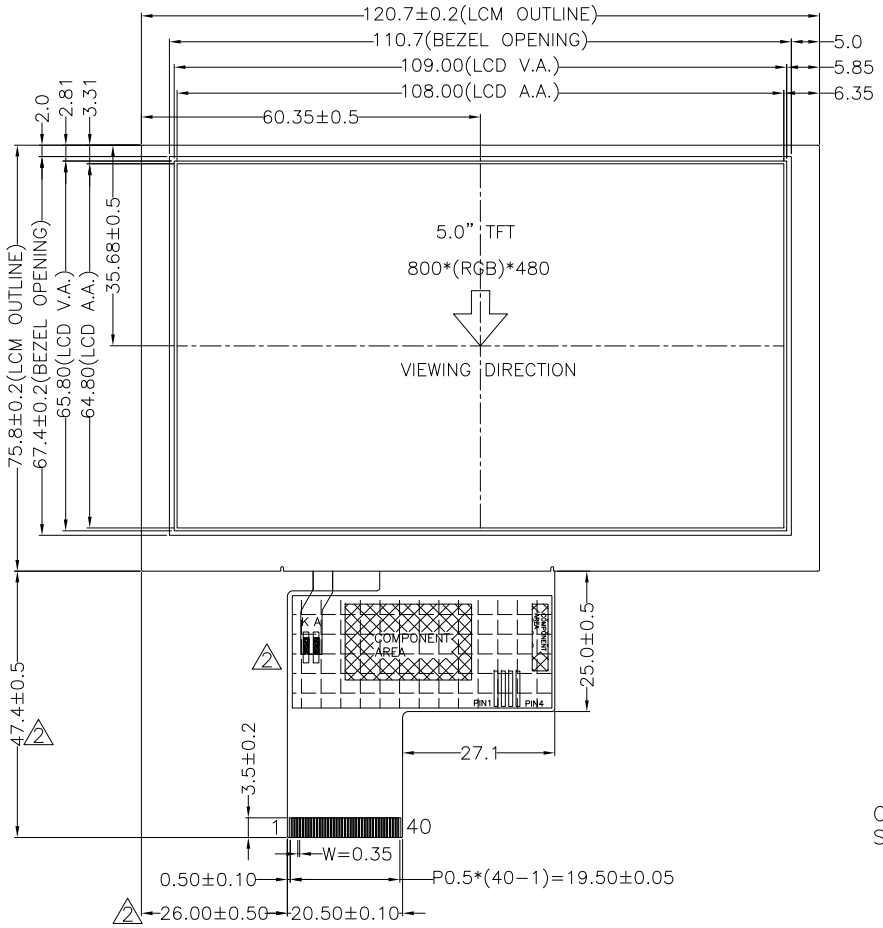

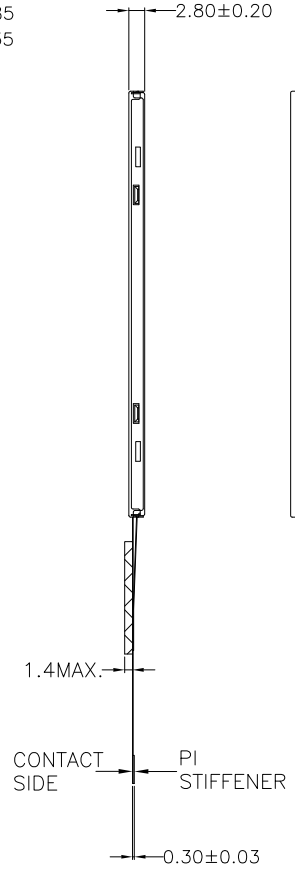

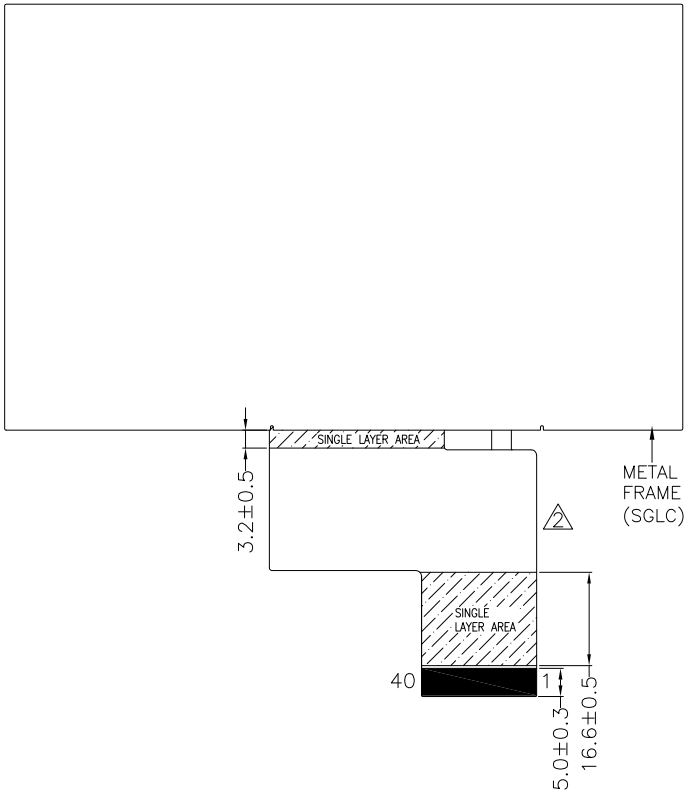

PIN ASSIGNMENT	
PIN	SYMBOL
1	LED_K
2	LED_A
3	GND
4	VDD
5	R0
6	R1
7	R2
8	R3
9	R4
10	R5
11	R6
12	R7
13	G0
14	G1
15	G2
16	G3
17	G4
18	G5
19	G6
20	G7
21	B0
22	B1
23	B2
24	B3
25	B4
26	B5
27	B6
28	B7
29	GND
30	DCLK
31	DISP
32	HSYNC
33	VSYNC
34	DE
35	NC
36	GND
37	NC
38	NC
39	NC
40	NC

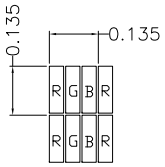

PIXEL DETAIL

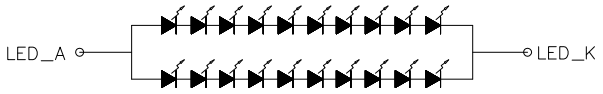

BACKLIGHT CIRCUIT DIAGRAM

NOTES:

1. DISPLAY TYPE: TFT, TRANSMISSIVE, NORMALLY WHITE
2. OPERATING VOLTAGE: VDD=3.3V (TYP.)
3. VIEWING DIRECTION: 12:00 O'CLOCK
4. DRIVER IC: ILI5960 + ILI6122
5. OPERATING TEMP.: −20°C ~ 70°C
6. STORAGE TEMP.: −30°C ~ 80°C
7. LED BACKLIGHT: WHITE LED, IF=40MA, VF=28V~34V
8. SURFACE LUMINANCE: 1000CD/M^2 (TYP.)
9. TOP POLARIZER SURFACE TREATMENT: ANTI−GLARE
10. RECOMMEND MATCHING CONNECTOR: HRS FH28−40S−0.5SH OR EQUIVALENT
11. ONLY THE SINGLE LAYER AREA ON FPC IS BENDABLE AND THE MINIMUM BEND RADIUS IS 1.5MM
12. GENERAL TOLERANCE: ±0.3MM
13. ROHS COMPLIANT

VER.	REVISED DESCRIPTION	REVISER	DATE
02	MODIFY THE SHAPE AND POSITION OF THE TFT FPC.	RITA	2023.05.30
01	FIRST ISSUE	RITA	2022.05.25

MULTI−INNO TECHNOLOGY CO., LTD.

DRAWN BY:	RITA 2023.05.25	SCALE : 1/1	MODULE P/N: MI0500P3T−2
CHECKED BY:		UNIT: mm	
APPROVED BY:			DESCRIPTION: TFT MODULE
VERSION NO:	02		